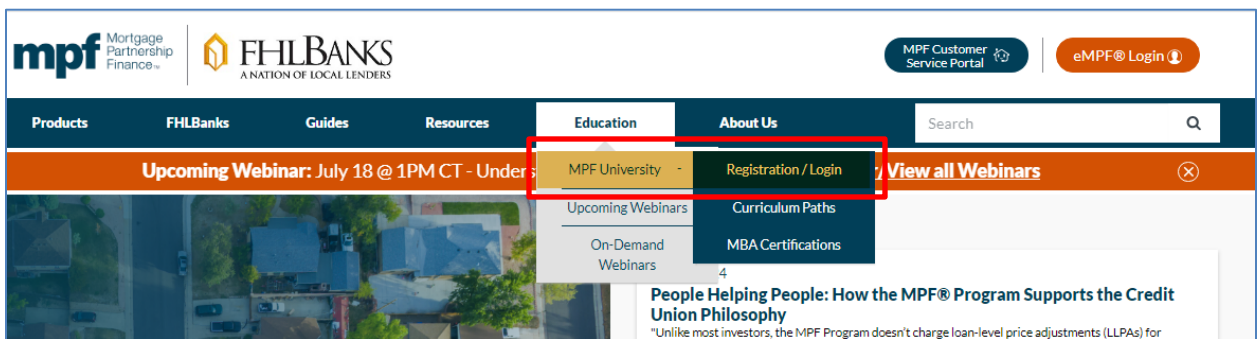


MPF University

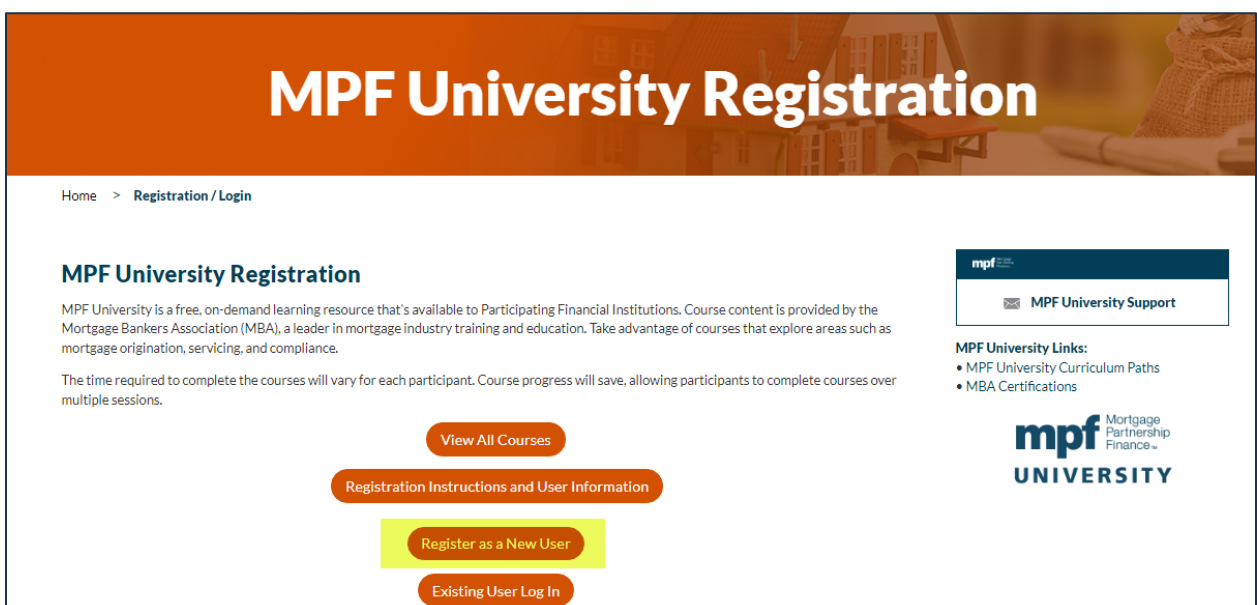
MPF® University New Account Instructions

Access the MPF University landing page by visiting www.fhlbmpf.com

Click on the **EDUCATION** tab and drop down to **MPFUniversity – Registration/Login**



Once on the MPF University homepage, click on **Register as a New User**



Enter your PFI Number and email address. Click [Submit](#).

Clicking Submit should generate a confirmation email that invites you to begin taking courses. Don't worry if you do not receive an email as they are sometimes blocked or thought of as spam.

STEP ONE: REGISTER FOR AN ACCOUNT

Before you can create an account for MPF[®] University, you must register for an account. Please submit your email address and PFI # to receive a registration confirmation email.

PFI Number:

Email:

Click *Submit*, then click the link below. If this box closes after clicking *Submit*, you may return to this screen by clicking on the *Register as a New User* button on the MPF University homepage.

[Log In / Create Account](#)

You will be taken to the [Sign In](#) screen. Click the [Create New User Account](#) link located at the bottom of the Sign In screen.

SIGN IN

If you have already created your Mortgage Bankers Association account, please log-in below...


User ID:

Password:

Log In

[Forgot User Name or Password?](#)

[Create New User Account](#)

 [Click Here](#)

You will be taken to the MBA website where you should complete the fields on the form.


MBA
MORTGAGE BANKERS ASSOCIATION

[MyMBA Home](#) | [Member Directory](#) | [My Education](#) | [My Conferences](#) | [Donate to Opens Doors](#)

[← Back](#)

Welcome! We are happy you are interested in creating an account with us and getting engaged. If you know you have/had an account with MBA, **do not create a new account as you will not be able to access courses, order history, etc.** Please contact MBA Member Services at **MBA Help Desk** or call (800) 793-6222 (select option 1) for assistance with your existing account.

Personal Information


Edit

First Name

(Required)

Last Name

(Required)

Find My Company: Start Typing Your Company's Name
(results will show corporate address and current co. membership type; choose company based upon co. name/corp. address and not your personal location)

(Required)

If your company is not listed in the **Find My Company** field, select *“if you cannot find your company, please create a new company account”*

First Name

(Required)

Last Name

(Required)

Find My Company: Start Typing Your Company's Name
(results will show corporate address and current co. membership type; choose company based upon co. name/corp. address and not your personal location)

(Required)

If you cannot find your company, please create a new company account.

A prompt will appear at the top of your screen to enter and submit your company name. **Follow any additional prompts to complete your company set up.**

Enter Company Name:

Submit

Cancel

Line 2

Line 3

After completing all of the required fields, check the box and click **Submit**.

City (Required)

State (Required)

ZIP Code (Required)

Country (Required)

Phone Area Code

Phone Number


Fax Area Code

Fax Number

Secondary (Personal) Email Address

Please provide a secondary email address. We will only use this to confirm your contact information in the event your primary email address is automatically unsubscribed (due to repeated email bounces, etc.).

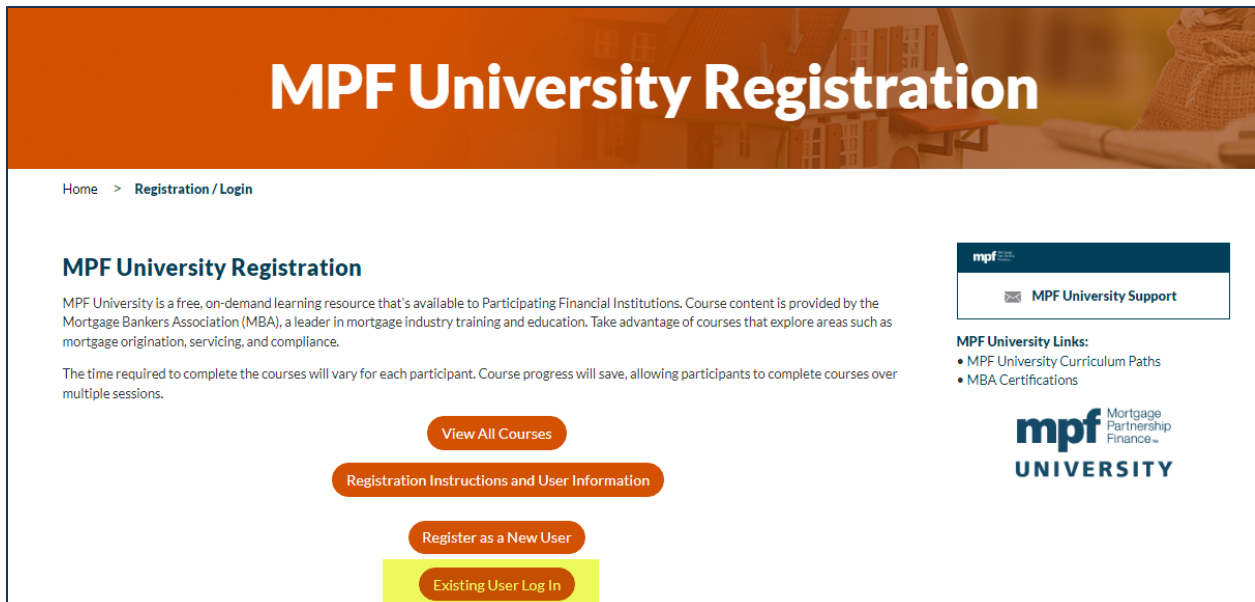
☐ I'm not a robot

 reCAPTCHA
Privacy - Terms

Cancel

Submit

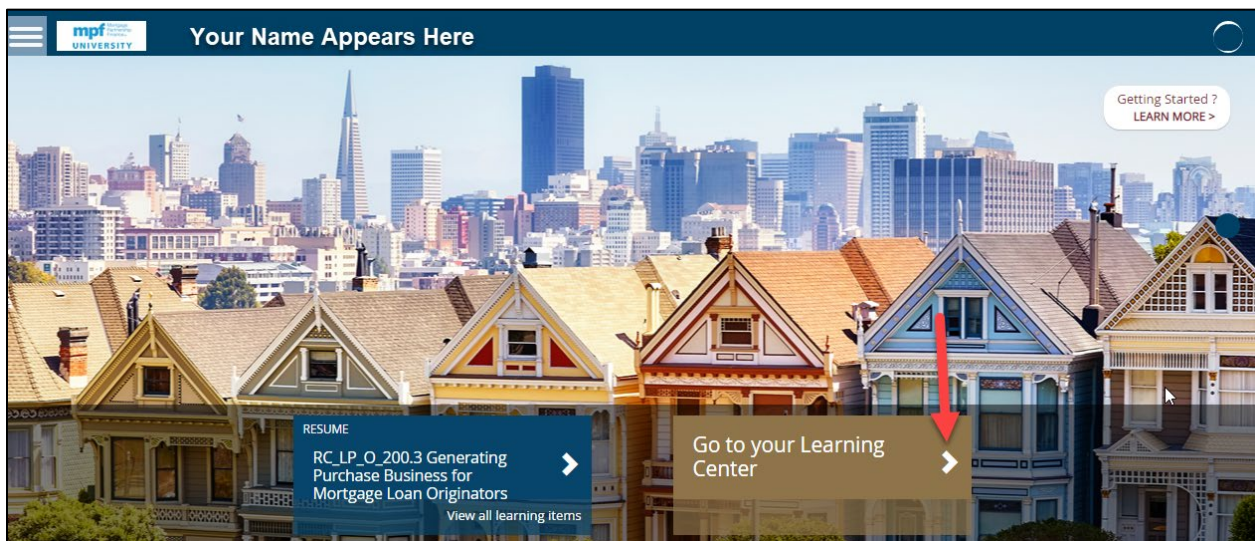
After setting up your account you may **return to the MPF University homepage** and log into your account by clicking on the **Existing User Log In** button:



The image shows the MPF University Registration page. At the top, there is a large orange banner with the text "MPF University Registration" in white. Below the banner, the breadcrumb "Home > Registration / Login" is visible. The main content area is white and contains the following elements:

- MPF University Registration** section with a description: "MPF University is a free, on-demand learning resource that's available to Participating Financial Institutions. Course content is provided by the Mortgage Bankers Association (MBA), a leader in mortgage industry training and education. Take advantage of courses that explore areas such as mortgage origination, servicing, and compliance." and a note: "The time required to complete the courses will vary for each participant. Course progress will save, allowing participants to complete courses over multiple sessions."
- A vertical stack of four buttons: "View All Courses", "Registration Instructions and User Information", "Register as a New User", and "Existing User Log In" (highlighted in yellow).
- A sidebar on the right with the MPF University logo, a "MPF University Support" button, and a section titled "MPF University Links:" with two bullet points: "MPF University Curriculum Paths" and "MBA Certifications".

To access the available courses, click on **Go to your Learning Center**



The image shows the MPF University Learning Center page. At the top, there is a dark blue header with the MPF University logo, the text "Your Name Appears Here", and a circular profile icon. Below the header is a large banner image of the San Francisco skyline with the Transamerica Pyramid. Overlaid on the banner are two buttons: "Resume" and "Go to your Learning Center". The "Resume" button is blue and contains the text "RC_LP_O_200.3 Generating Purchase Business for Mortgage Loan Originators" and "View all learning items". The "Go to your Learning Center" button is white with a red arrow pointing to it. In the top right corner of the banner, there is a "Getting Started? LEARN MORE >" button.

The Learning Center page lists all available courses. Please note that the courses listed are the core courses and do not include the courses required for the MBA certifications/designations. To begin a core course, click **Enroll** and the course will move to the left-hand side of the page. It will remain there until the course is successfully completed. If the course is not completed, it will remain there for roughly one year.

Note: If you wish to pursue a certification/designation with the MBA, complete and submit the request form on the MPF University Certifications page <https://www.fhlbmpf.com/education/mpf-university/mba-certifications2>.

Instructions for obtaining the certification courses will be sent to you. Once you have registered for the courses, they will automatically appear in your enrolled courses list.

The screenshot shows the MPF University Learning Center interface. The page is titled "Learning Center" and has tabs for "Current", "Completed", and "Submissions". The "Current" tab is active. On the left, under "4 Learning Items", two courses are listed: "RC_LP_O_200.3 Generating Purchase Business for Mortgage Loan Originators" and "RC_LA_IR_200.1 Investor Reporting Concepts". Both are marked "In Progress". On the right, under "Your available courses appear here. Click to Enroll.", there is a list of "Invitations" with "Enroll" buttons for each course. A red arrow points to the "Enroll" button for "RC_LA_100.2 Loan Administration Concepts".

If you find that there are no courses listed under **Invitations** on your **MPF University Learning Center** page, please contact MPFUniversity@fhlbc.com

Your account details appear when clicking on your initials in the upper corner. Click on your initials to view a menu that includes account settings (password change, etc.) and a sign-out option.

